


















Artists Studied

	EYFS	Year 1	Year 2	Year 3	Year 4	Year 5	Year 6
	Expressive Arts and Design ELG: Creating with Materials	Key Stage 1 By the end of each key stage, pupils are expected to know, apply and understand the matters, skills and processes specified in the relevant programme of study.		Key Stage 2 By the end of each key stage, pupils are expected to know, apply and understand the matters, skills and processes specified in the relevant programme of study. In Key Stage 2 pupils should be taught to develop their techniques, including their control and their use of materials, with creativity, experimentation and an increasing awareness of different kinds of art, craft and design.			
National Curriculum Objectives	Children at the expected level of development will: <ul style="list-style-type: none"> - Safely use and explore a variety of materials, tools and techniques, experimenting with colour, design, texture, form and function; - Share their creations, explaining the process they have used; - Make use of props and materials when role playing characters in narratives and stories. 	Pupils should be taught: <ul style="list-style-type: none"> ▪ To use a range of materials creatively to design and make products ▪ To use drawing, painting and sculpture to develop and share their ideas, experiences and imagination ▪ To develop a wide range of art and design techniques in using colour, pattern, texture, line, shape, form and space ▪ About the work of a range of artists, crafts makers and designers, describing the differences and similarities between different practices and disciplines, and making links to their own work 		Pupils should be taught: <ul style="list-style-type: none"> ▪ To create sketchbooks to record their observations and use them to review and revisit ideas ▪ To improve their mastery of art and design techniques, including drawing, painting and sculpture with a range of materials (for example pencil, charcoal, paint, clay) ▪ About great artists, architects and designers in history 			
	An Early Years artist may study...	A Year 1 artist may study...	A Year 2 artist may study...	A Year 3 artist may study...	A Year 4 artist may study...	A Year 5 artist may study...	A Year 6 artist may study...
<i>These are ideas that we currently use. We are flexible and may add or change these as our lessons and interests progress.</i>	 Bou Bou – from Senegal, paints with random objects and upside down. 	 Andy Goldsworthy  Richard Long – Environmental art and sculpture.	 Henri Matisse – colour and collage.  Brigit Riley – pattern and black	 Vincent Van Gogh – painting techniques, capturing light. 	 Michael Brennan-Wood – textiles/ 3D.  Andy Warhol – Digital Art.	 Clare Beeston - street art, movement.  Belinda Downes – Embroidery and textiles.	 Patrick Caulfield – bold paintings with pared-down realism.  Gustav Klimt - pattern and embellishment.

Yayoi Kasuma – *Japanese, went to America, inspired by DOTS!*



Lucy Arnold – *Californian Illustrator, her dad was a scientist.*



Looking at famous portraits.

Leonardo Da Vinci – *Italian Renaissance painter 1452-1519 link to history.*



Judy Pfaff



African Art – 3D.

and white combinations.



Wassily Kandinsky – painting and colour mixing/ combinations.




Anthony Frost – texture, complimentary and opposite colours.

Cave paintings – line, from, technique.



Paul Klee – abstraction.



Victor Vasarely– Op Art.




Gary Hirsch – graffiti and cartoon art.




Alma Thomas – to inspire decoration for 3D clay work.



Greek Art – 3D – clay.




Alberto Giacometti – sculpture.



Dale Devereux-Barker – painting.



William Morris - print making, pattern.



Norman Foster – Architecture/ 3D.



Herbert Bayer Abstraction and pattern.



Henry Moore – sculpture.

